

# Learning About 911 Day

## Objectives and Standards

PRE K THROUGH 2<sup>ND</sup> GRADE



**AmeriCorps**



INTERACTIVE

# Lesson 3 – 9/11 Day

## Objectives and Standards

### Teacher Goals

- Teach students that 9/11 Day is about service and remembrance.
- Encourage students to look for commonalities and connections between people.
- Inspire students to serve others.

### Student Goals

- Identify similarities between two people.
- Explain that people are more alike than different.
- Define “service”.

### Social-Emotional Domains

- Relationship skills

### Common Core State Standards:

- CCSS.ELA-Literacy.W.K-2.2
- CCSS.ELA-Literacy.SL.K-2.1

### C3 Framework for Social Studies Standards

- D2.Civ.2.K-2

### MATERIALS

- 12-month calendar
- Firefighter Coloring Page printable
- People Who Help Us Mini-Book printable
- Journal #3 printable
- Family Letter #2 printable
- Crayons and pencils

### PREPARATION

- Consider how to, or whether to, address the events of September 11 with your students. This unit focuses narrowly on preparing, planning, and implementing 9/11 Day service projects. There are many organizations that already provide excellent educational materials and resources to teach students about the events of 9/11.
- Print a copy of the Firefighter Coloring Page for each student.
- Print a copy of People Who Help Us Mini-Book printable. Note: If your students are younger, you may wish to pre-fold the mini-books for them.
- Print a copy of Journal #3 Printable: Service for each student.
- Print a copy of Family Letter #3 for each student.



## Lesson 3 Activities

### Talk About It

- Write “9/11 Day” on the board. Tell students they are going to learn about 9/11 Day.
- Explain that 9/11 is a shorter way of saying September 11th.
- Show students each page of a 12-month calendar. If age-appropriate, use this opportunity to review months and days.
- Counting the months as you turn the pages (“January is month #1, February is month #2...”).
- When you get to September, circle the 9 on the board and point out again that the 9 in 9/11 is short for September. Then point out the 11th day in September on the calendar.
- Tell students that 9/11 Day is a day of service, which means helping or doing things for other people.
- Draw a circle on the board and write Service in the circle. Ask students to think of jobs where people serve others. Create a concept web by writing each of their suggestions in a circle connected to the Service circle.
  - If needed, guide students to include community helpers like firefighters, police officers, doctors, and nurses.

### Color It

- Distribute a copy of the Firefighter coloring page to each student.
- Tell students to draw a face and hair on their firefighter and color the picture.
- As students color, tell them that, just as they do every day, on September 11th many years ago, firefighters and police officers were heroes who helped save many people from danger. They are part of the reason we serve others on 9/11 Day; we feel grateful to them for their service, so we serve others too.

### Show It

- Assign students to small groups of about 4 students each. Ask them to share their firefighter coloring pages with one another. Have them discuss these questions:
  - What is one way you made your firefighter different from someone else’s?
  - What is one way you made your firefighter the same as someone else’s?
  - What is one way all of your firefighters are alike?

- As you conclude the activity, point out to students that no matter how different we are, we are more alike than we are different.
  - Whether they drew their firefighters with long hair or short, with dark skin or light, and no matter what colors they used for their clothing, all of them are firefighters.
  - The firefighters are all wearing a hat and the same clothes, they all have faces, two arms, two legs, etc.
  - Tell students that one of the special things about 9/11 Day is that it reminds us of all the things we have in common with the people around us.

## Make It

- Distribute a copy of the People Who Help Us Mini-Book to each student.
- Model for students how to fold horizontally and vertically along the center lines to create a mini-book. Assist students as needed.
- Explain that students will be coloring the pictures of service workers. Have students look at the pictures on each page as you read the job titles.
- Give students time to color each picture in the mini-book.
  - For older students or students who desire more challenge, encourage them to draw a speech bubble for each character and write something the service worker might say about their job.

## Think About It

- Have students reflect in their journals by using the Journal #3 printable to draw a picture of a community helper they are grateful for.


## Share About It


- Give each student a copy of the Family Letter #3 printable to share with their family.

## Extension Activities

- Read a picture book about 9/11 aloud to students.
  - *Fireboat* by Maira Kalman
  - *30,000 Stitches* by Amanda Davis
  - *Branches of Hope* by Ann Magee
  - *This Very Tree* by Sean Rubin

## Firefighter Coloring Page








Name \_\_\_\_\_ Date \_\_\_\_\_

## Journal #3: Service

Draw a picture of a community helper who provides an important service.



Color the face that shows how you feel when you think of this community helper.



Dear Family,

As we continue to prepare for a service project as part of the 9/11 National Day of Service, our class has been learning about the origins and purpose of 9/11 Day. We are also learning to define service and to identify people in our community who provide critical services the rest of us. Ask your child to tell you about some of the service workers he or she is grateful for.

## What is service?

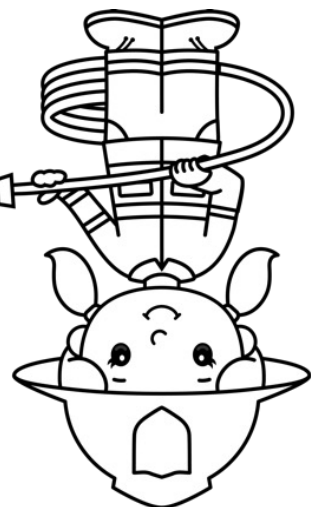
Service means helping or doing things for other people.

A note about the events of 9/11:


- Our lesson focused on 9/11 Day, a National Day of Service and Remembrance that is meant to nurture the spirit of unity and giving that grew out of tragedy in the days after September 11, 2001. We have not related the events of 9/11 in detail during class, but if you choose to do so with your child or your child has questions, many wonderful books and websites are available to guide you.
- Here are a few sites you might consider, but please review them yourself to determine which might be appropriate for your child.
- Learning 9/11 – Global Game Changers (animated video)  
<https://vimeo.com/449257827>
- National Public Radio offers this advice for adults who are talking to children about the topic:  
<https://www.npr.org/2021/09/09/1035454983/how-to-talk-about-9-11-with-a-new-generation-of-kids>
- The Survivor Tree (video and poem)  
<https://www.youtube.com/watch?v=JU1rf-481QI>
- 9/11 Memorial – (lesson plan and video [actual footage])  
<https://www.911memorial.org/learn/students-and-teachers/lesson-plans/what-happened-911-part-i>

We are looking forward to choosing and planning our service projects to celebrate 9/11 Day. Stay tuned!

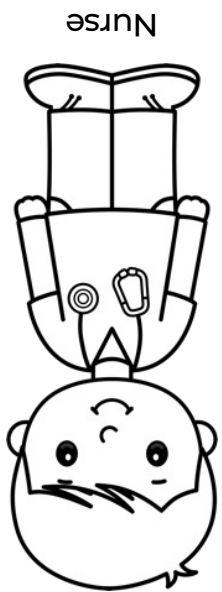





Firefighter



Police Officer



Nurse



Doctor



Teacher



Crossing Guard

# People Who Help Us

by

---