

Personal Service Project

Objectives and Standards

3RD THROUGH 5TH GRADE



AmeriCorps



INTERACTIVE

Lesson 4 – Personal Service Project

Objectives and Standards

Teacher Goals

- Teach students what a pledge is.
- Guide students in selecting a personal service project.

Student Goals

- Define “pledge.”
- Pledge to complete a personal service project.

Social-Emotional Domain

- Self-management

Common Core State Standards

- CCSS.ELA-Literacy.W.3-5.8

C3 Framework for Social Studies Standards

- D4.7.3-5
- D4.8.3-5

MATERIALS

- Service Project Ideas printable
- Computer with internet (to access 911Day.org)
- Pencils
- Student Pledge Card printable
- Scissors
- Family Letter #5 printable
- Camera(s)
- Photo printer or service
- Journal #5 printable



PREPARATION

- Before the lesson, brainstorm a few possible classroom or school service projects in case students need help thinking of them later.
 - Browse the two good deed documents available at 911day.org/resources for more than 100 ideas.
 - 30 Good Deeds for 9/11 Day
 - 9/11 Day: More Good Deeds for You
 - If you still need help thinking of project ideas, ask your administrators and co-workers what needs they see.
- Print a copy of Service Project Ideas for each student.
- Print a copy of the Student Pledge Card for each student.
- Prepare a class display area large enough to display all Student Pledge Cards, such as a bulletin board in the room or a wall display in the hall. If you completed Lesson 4, you may easily reuse the same display space.
- Print a copy of Family Letter #5 for each student.
- Print a copy of Journal #5 Printable: Personal Service Project for each student.

Lesson 4 Activities

Plan It

- Remind students of the things they learned in Lessons 1-3 about good deeds, gratitude, and 9/11 Day. Spend a bit of extra time reviewing the definition of “gratitude.”
- Tell the class that it is time for them to select a personal service project to do on their own. Explain that they will be selecting a project in honor of someone they are grateful to.
- Model how to brainstorm possible service projects.
 - On the board, recreate the graphic organizer on the Service Project Ideas printable students will fill out later.
 - Have students call out types of people they are grateful for, writing each idea in its own box.
 - Choose one of the types of people (for example, “nurses”) and have students call out service project ideas that might honor that type of person (for example, you might write “volunteer at a hospital” and “make get well soon cards for an ill person” next to the bullets under “nurses”).
 - Repeat, having students call out other types of people they are grateful for and service projects that would honor each type of person, until all boxes have been completed.
- Distribute a copy of Service Project Ideas to each student.
- Have students fill out their own graphic organizers based on project options that honor individuals or groups they admire.
- If students struggle for ideas, share some of the 100+ ideas available in these 911Day.org resources: [911Day.org/resources](https://911day.org/resources)
 - 30 Good Deeds for 9/11 Day
 - 9/11 Day: More Good Deeds for You (100 more!)
- Have student volunteers talk about which ideas they are considering and explain why. Then have students circle the idea they are going to complete.
- Once all students have chosen a service project, meet with them individually to talk about the project they circled on the Service Project Ideas page.
 - As you discuss their selections with students, consider whether they have the necessary resources and support to complete their project outside of class. If not, gently encourage them to choose a school-based project.
 - Discuss when and how the student will complete the project, including discussion of what supplies they might need.

Pledge It

- Distribute a copy of the Student Pledge Card to each student.
 - Tell students that a pledge is a promise that a person makes to do something.
 - Explain that when students sign the Student Pledge Card, they are making a promise to complete the service project they choose.
- Have students fill out the Student Pledge Card.
- Instruct students to cut out their cards before adding them to the class display you prepared.

Share It

- Give each student a copy of Family Letter #5 to share with their family, along with the Service Project Ideas page.

Do It

- After Lesson 5, help students complete school-based projects by providing time, supplies, and assistance as needed.
- Support students who chose projects outside of school by routinely reminding them of their pledge and asking for updates.
 - You may wish to follow up with individual families to find out whether you can support them in completing the service project; you may even need to guide students to another option (perhaps even school-based) if they are experiencing roadblocks.
- Have families and students take photos as they complete the service project.
 - In some cases, you may wish to suggest they take photos Before, During, and After to document the impact the project had.
 - Before the “Share It” activity below, print the photos.

Reflect on It

- As the last students complete their service projects, invite all students to share the photos of their service project and tell the class about it.
- Add the student photos to your display.
- Have students reflect on their experience with the service project by completing Journal #5: Personal Service Project.

Share It

- Create an online photo album to share pictures from all the service projects with students' families.

Extension Activities

- Organize Journal #1-5, along with other student pages, in a folder or binder to create a keepsake of the 9/11 National Day of Service unit for each student.
- Consider starting a service-based after school club where students can collaborate and/or work independently on service projects they were interested in but did not have time to complete during the unit.

Service Project Ideas

In each box below, write a person or type of person you are grateful for. Next to each dot below the line, write an idea for a service project you could do in their honor.

Personal Service Project

I am grateful for _____.

Ideas to honor them:

- _____
- _____

I am grateful for _____.

Ideas to honor them:

- _____
- _____

I am grateful for _____.

Ideas to honor them:

- _____
- _____



Student Pledge Card

9/11 DAY

GOOD DEED PLEDGE



For 9/11 Day this year, I will:

My Name _____

My Grade _____ My State _____ My Country _____

School/Teacher _____

Share your pledge on social media and tag us!

@911day @911day @911day 911day.org #911day



See printable version on page 11. Cut in half, 8.5" x 5.5"

Dear Family,

As part of the 9/11 National Day of Service, your student has selected a personal service project to complete on their own in the coming days. Ask your student to tell you about the project!

Also ask your student to share the Service Project Ideas paper with you. On this page, your student has brainstormed a list of people or groups they are grateful for, as well as two service projects that could honor them. Consider using your student's ideas to plan additional family service projects in honor of 9/11 National Day of Service.

Here are some questions to help guide the discussion:

- What service project did you choose?
- Why did you choose this project?
- Who will the service project help?
- How can I help you complete the service project?
- What supplies will we need? Do we have them, or do we need to gather them?

As we bring our 9/11 Day unit to a close, we very much appreciate your support in helping your student complete a service project. Please try to complete it at your earliest convenience while your student's enthusiasm about the project is high.

If you have questions or concerns about the service project, please reach out. There may be ways we can support one another. For example, if you anticipate any problems completing the project your student chose in the near future, together we may be able to guide your student toward a more feasible project.

Service projects do not have to be completed on September 11th; they can be completed before or after that date to best fit the project and your schedule. However, completing the project together on 9/11 may be the beginning of a cherished family tradition.

For over 100 great service project ideas, download these lists at 911day.org/resources:

- 30 Good Deeds for 9/11 Day
- 9/11 Day: More Good Deeds for You

Please share photos and videos of your student's service project with us so we can share them in class. We look forward to hearing about everyone's experience!

Name _____ Date _____

Journal #5: Personal Service Project

Write about the personal service project you completed.

My personal service project was _____.

My project was to honor _____

because I am grateful for _____.

What parts of the service project did you do well?

What parts of the service project could you have improved?

What advice would you give another student who wants to do this service project?

9/11 DAY

GOOD DEED PLEDGE






For 9/11 Day this year, I will:

My Name _____

My Grade _____ My State _____ My Country _____

School/Teacher _____

Share your pledge on social media and tag us!

✉ @911day  @911day  @911day  911day.org #911day



9/11 DAY

GOOD DEED PLEDGE






For 9/11 Day this year, I will:

My Name _____

My Grade _____ My State _____ My Country _____

School/Teacher _____

Share your pledge on social media and tag us!

✉ @911day  @911day  @911day  911day.org #911day

